

SCREW PITCH GAGES

ENGLISH AND METRIC SCREW PITCH GAGES

2-1/4-84 PITCHES (INCH)

0.25-11.5 PITCHES (MILLIMETER)

Screw pitch gages are among the most useful tools in any mechanics' tool box. They quickly determine the pitch of various threads. These gages consist of a substantial steel case with a number of folding leaves at both ends, each leaf having teeth corresponding to a definite pitch, marked on each leaf.

Starrett screw pitch gages are available in a wide range of sizes with different numbers of leaves in various pitch ranges.

V, Unified, American National 60° threads


Whitworth Standard 55° threads

International Metric Standard 60° threads

English and metric threads are similar in form, but English threads are described in threads per inch and metric threads by the distance from one crest to the next.

All screw pitch gages (except 473 and 476, which have a positive stop design) feature a locking device at both ends of the case, so leaves can be securely locked in position for use. Leaves on most gages have a special narrow design, permitting checking internal threads in nuts, etc., as well as external threads.

Various types of Starrett screw pitch gages are illustrated on the following pages, with complete specifications.



NATIONAL FORM

SHARP V

Starrett Screw Pitch Gages have the tops of the teeth flattened, permitting use of a single gage for either National Form threads or Sharp V threads

FORMULAS

American Natational V Thread

$$d = D - \frac{1.299}{N} \quad d = D - \frac{1.732}{N}$$


D = Outside diameter of tap

d = Bottom diameter of tap

N = Number of threads per inch



155



484



6



474



SCREW PITCH GAGES

476 WHITWORTH STANDARD SCREW PITCH GAGES

55° THREADS

3-1/2 - 60 TPI (INCH)

156M, 159M INTERNATIONAL METRIC STANDARD SCREW PITCH GAGES


60° THREADS



476



473



156M



159M



472

Screw Pitch Gages					
Cat. No.	EDP	No. of Leaves	TPI Range	Threads per Inch (TPI)	Description
155	50588	27	2-1/4-28	2-1/4, 2-3/8, 2-1/2, 2-5/8, 2-3/4, 2-7/8, 3, 3-1/4, 3-1/2, 4, 4-1/2, 5, 5-1/2, 6, 7, 8, 9, 10, 11, 12, 13, 14, 16, 18, 20, 24, 28	With Locking Device and 60° Center Gage
484	67447	28	3-1/2-36	3-1/2, 4, 4-1/2, 5, 5-1/2, 6, 7, 8, 9, 10, 11, 11-1/2, 12, 13, 14, 15, 16, 18, 20, 22, 24, 26, 27, 28, 30, 32, 34, 36	With Locking Device
6	50035	30	4-42	4, 4-1/2, 5, 5-1/2, 6, 7, 8, 9, 10, 11, 11-1/2, 12, 13, 14, 15, 16, 18, 20, 22, 24, 26, 27, 28, 30, 32, 34, 36, 38, 40, 42	With Locking Device and 11-1/2 and 27 Pipe Thread Pitches
474	52486	28	4-80	4, 4-1/2, 5, 6, 7, 8, 9, 10, 11, 11-1/2, 12, 13, 14, 16, 18, 20, 24, 27, 28, 32, 36, 40, 44, 48, 56, 64, 72, 80	With Locking Device and 11-1/2 and 27 Pipe Thread Pitches
472	52484	51	4-84	First Corner 17 Leaves: 4, 4-1/2, 5, 5-1/2, 6, 7, 8, 9, 10, 11, 11-1/2, 12, 13, 14, 15, 16, 18 Second Corner 17 Leaves: 20, 22, 24, 26, 27, 28, 30, 32, 34, 36, 38, 40, 42, 44, 46, 48, 50 Third Corner 17 Leaves: 52, 54, 56, 58, 60, 62, 64, 66, 68, 70, 72, 74, 76, 78, 80, 82, 84	With Locking Device and 11-1/2 and 27 Pipe Thread Pitches
473	52485	30	6-60	6, 7, 8, 9, 10, 11, 11-1/2, 12, 13, 14, 15, 16, 18, 20, 22, 24, 26, 27, 28, 30, 32, 34, 36, 38, 40, 42, 48, 50, 56, 60	With Positive Stop and 11-1/2 and 27 Pipe Thread Pitches
476	52488	30	3-1/2-60	3-1/2, 4, 4-1/2, 5, 6, 7, 8, 9, 10, 11, 12, 13, 14, 16, 18, 19, 20, 22, 24, 25, 26, 28, 30, 32, 36, 40, 44, 48, 50, 60	With Positive Stop
156M	50589	28	0.25-2.50mm	0.25, 0.30, 0.35, 0.40, 0.45, 0.50, 0.55, 0.60, 0.65, 0.70, 0.75, 0.80, 0.85, 0.90, 1, 1.10, 1.20, 1.25, 1.30, 1.40, 1.50, 1.60, 1.70, 1.75, 1.80, 1.90, 2, 2.50	With Locking Device
159M	50591	28	0.5-11.5mm	0.5, 0.75, 1, 1.10, 1.25, 1.5, 1.75, 2, 2.5, 3, 3.5, 4, 4.5, 5, 5.5, 6, 6.5, 7, 7.5, 8, 8.5, 9, 9.5, 10, 10.5, 11, 11.5	With Locking Device and 60° Center Gage

FIXED GAGE STANDARDS

